

CKGSB MBA 2010 CLASS

Career Report



MBA 2010 Class Placement Summary

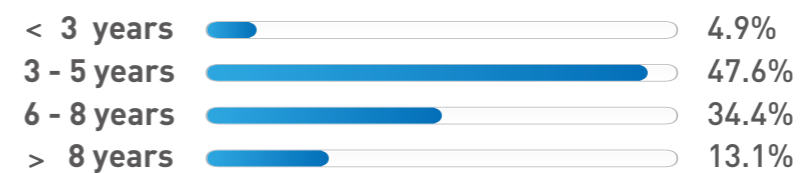
	Number	Percentage
Total number of MBA graduates	59	
Responded to survey	57	96.6%
Received at least one job offer	47	82.5%
Entrepreneur	4	7.0%
Postponed job search	2	3.5%
Did not seek employment	3	5.3%
Currently job hunting	1	1.7%

Profile of 2010 CKGSB MBA Graduates

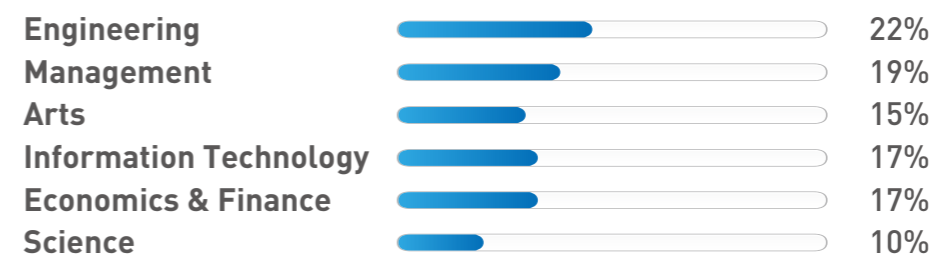
AGE



WORK EXPERIENCE

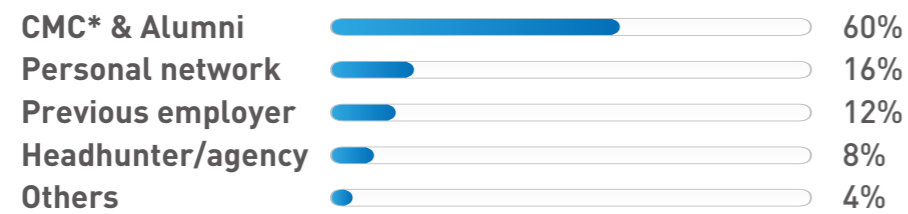


EDUCATION





SOURCES OF JOB OFFERS

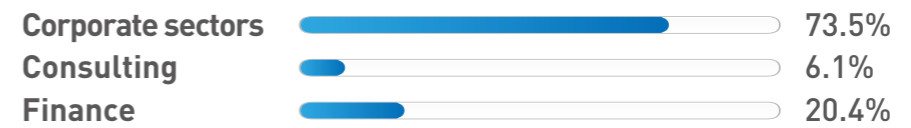


* Career Management Center

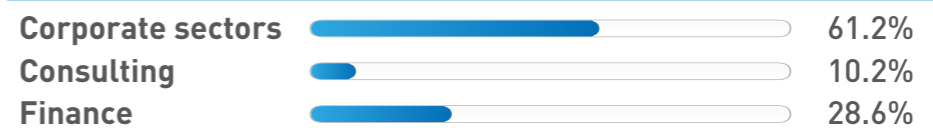
CAREER CHANGES



BY SECTOR Pre-MBA

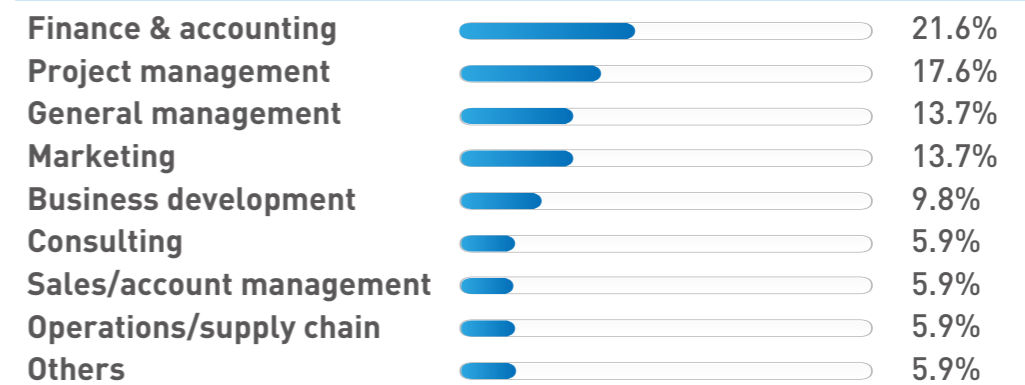


BY SECTOR Post-MBA

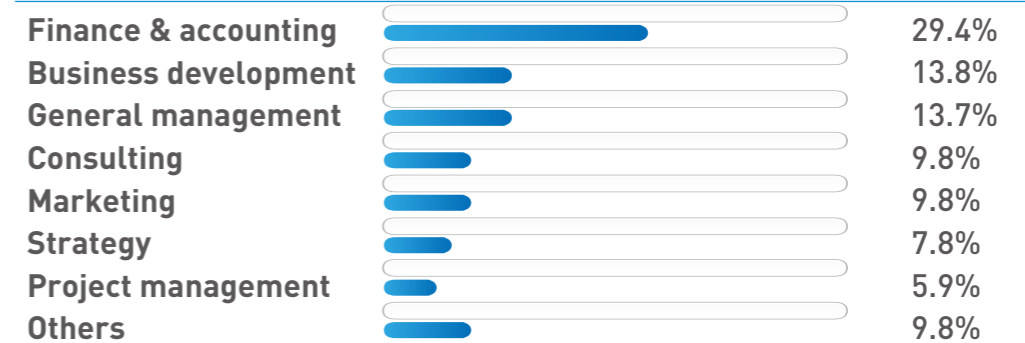




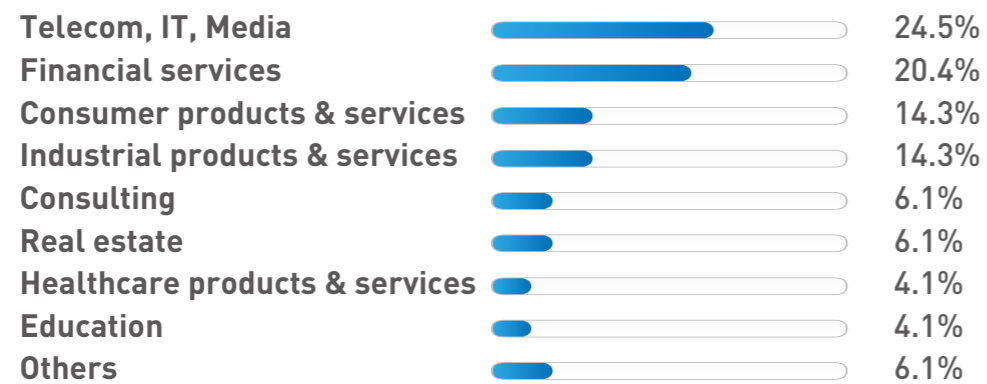
BY FUNCTION Pre-MBA



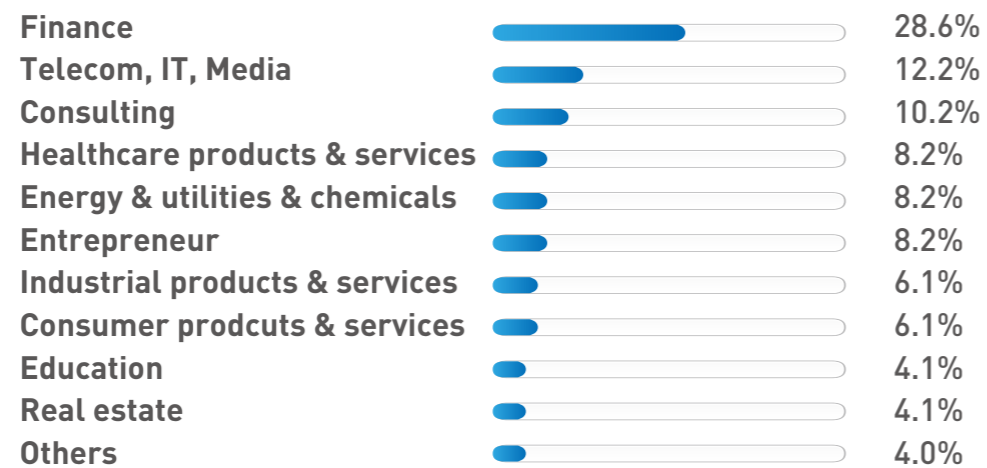
BY FUNCTION Post-MBA



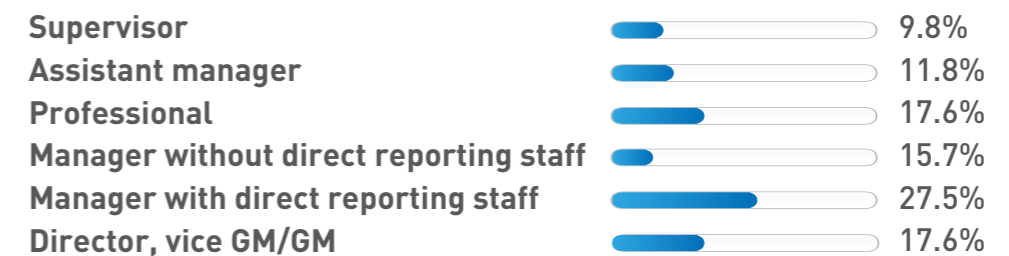
BY INDUSTRY Pre-MBA



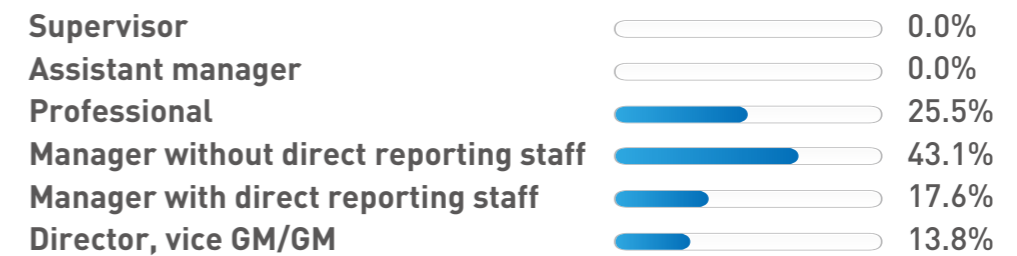
BY INDUSTRY Post-MBA



BY POSITION Pre-MBA



BY POSITION Post-MBA



- The change in Director/GM level positions post-MBA is due to graduates shifting their careers to finance from non-finance industries.

Compensation Trends

OVERVIEW

(RMB)	All students	International	Chinese
Mean	403729	580342	370316
Median	360000	540000	350000

* all salary data above do not include sign-on bonus
 * 20% of graduates reported sign-on bonuses between RMB 10,000 – RMB 80,000

SALARY RANGES

(RMB)	Total
190,000 - 300,000	29.5%
300,001 - 400,000	34.1%
400,001 - 500,000	11.4%
500,001 - 600,000	13.6%
600,001 - 950,000	11.4%

BY CAREER PATH

	Mean	Median
Neither function nor industry changed	481633	494000
Industry changed only	442000	435000
Function changed only	387917	347500
Both function & industry changed	369713	360000

BY SECTOR

	Mean	Median	Range
Corporate sectors	438108	360000	190000 - 950000
Consulting	348838	325000	250000 - 500000
Finance	384584	384390	235000 - 620000

BY POSITION – CORPORATE SECTORS

	Mean	Median	Range
Manager without direct reporting staff	351807	345200	190000 - 480000
Senior manager/Manager with direct reporting staff	527900	558000	200000 - 950000
Director, vice GM/GM	539000	550000	355000 - 700000

BY POSITION – FINANCE

	Mean	Median	Range
Professional	363454	350000	235000 - 620000
Manager without direct reporting staff	405714	400000	239000 - 595000

List of Employers

ABC Foreign Language School
Action Capital
Amazon
AMT
Aquarian Capital
Biocom Security Technology
CITIC PE
Dow
DRM Media
Enoch Capital
Ernst & Young
Forte Group
GL Capital
GreatStone Capital
Hengri Construction Machinery
Hill & Knowlton Strategies

HMC Securities company
Huiyuan Juice Corporation
IBM GBS
Innovation Works
Jingwu Neomaterial Technologies
KAZAKHMYS
Lanzhou Dacheng Technology
Legend Holdings
Lenovo*
Li & Fung
Megastar Investment
Moody's Investors' Service
National University of Singapore
New Oriental School
Nordex Wind Energy
Novartis*

OCI
Orix China Investment
POSCO
Prax Capital
Samsung Electronics
Schmittzehe and Partners
Shoreline Capital
Schneider Electric
Shum Yip Group
SteriLance Medical
Swire Properties
Tebon Securities
Tencent
VOH
Xiabu Restaurants Managements

* Companies with an asterisk hired more than one graduates.

KNOW WHAT'S NEXT.

Beijing



Shanghai



Shenzhen



Hongkong



New York



London

